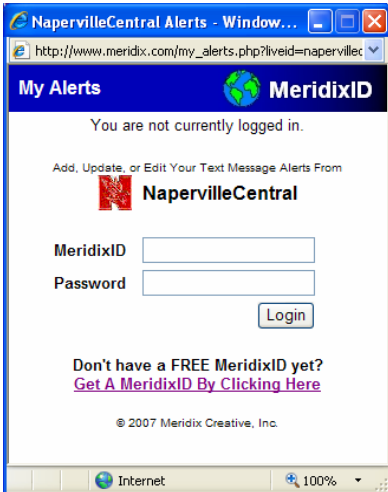


NAPERVILLE CENTRAL HIGH SCHOOL

Sign up to receive email and text message alerts from Naperville Central athletics!



Step 1

Visit:
www.meridix.com/MeridixID

Create a MeridixID with the signup form provided. Once you have created a MeridixID and activated it, access the Naperville Central home page or the Naperville Central athletics website and click on the "My Alerts" button.

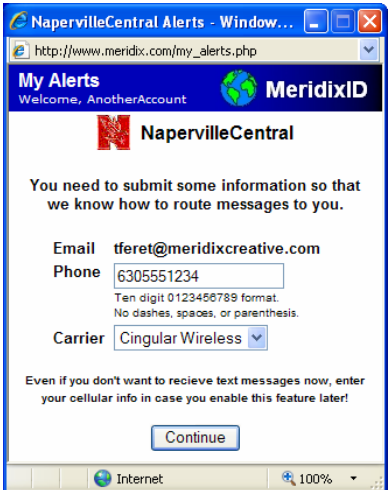
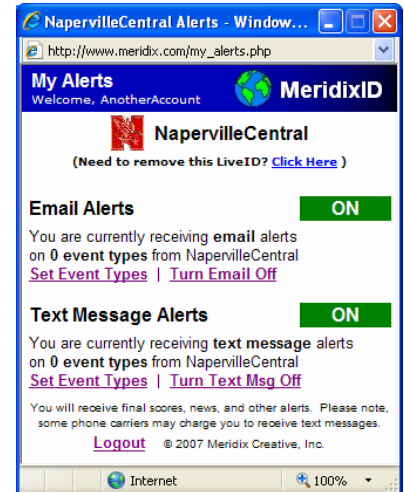


A popup box will display similar to the one on the left. Simply login with the MeridixID and password you created.

Step 4

Now you will be taken to the Main Menu screen. In this area, you can turn email alerts on and off, text message alerts on and off, and configure your event types.

To configure the event types you want to track for either your alerts via email or alerts via text messages, click on "Set Event Types" next to the appropriate service.



Step 2

The first time that you login, you will be asked for some additional information. Simply fill in the appropriate fields and click "Continue". You will not be asked for this information again.

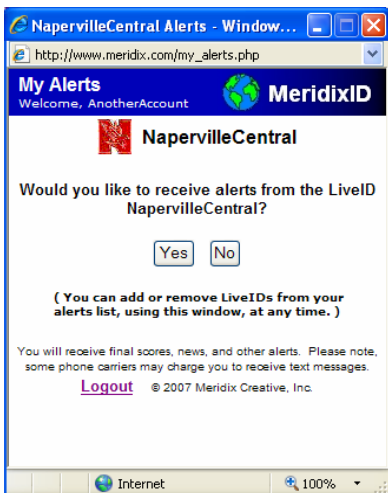
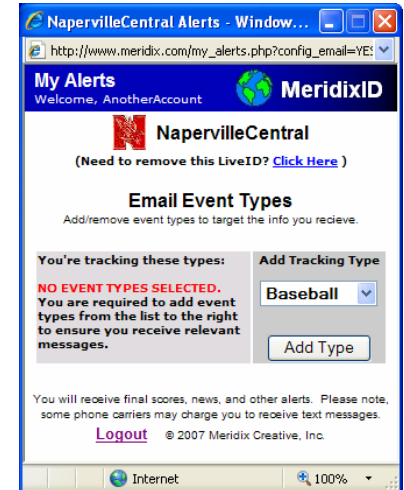
NOTE: You are not required to receive text messages; the information is simply collected in case you enable text messages at a later time.

Step 5

Adding event types for email or text messages allows you to target the information you receive from Naperville Central.

If you like, you can even track different event types by email than you do by text message.

To add an event type you want to track, select it from the dropdown menu to the right and click on the "Add Type" button.



Step 3

The first time that you login, you will also be asked to formally confirm that you want to receive alerts, in the form of emails or text messages, from Naperville Central High School. You will not be asked to complete this step again.

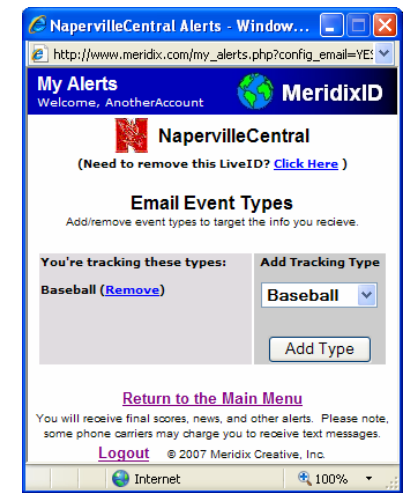
Simply click on "YES" to continue.

Step 6

For example, adding "Baseball" as an event type to your email list indicates you want to receive baseball related information via email. You can add as many different event types to your list as you wish.

To remove an event type, simply click on the "Remove" link next to the type you wish to remove.

To return to the Main Menu, click on the "Return to the Main Menu" link below the gray box.



Naperville Central High School Main Website:
Naperville Central High School Athletics:
MeridixID Website:

<http://www.ncusd203.org/central>
<http://www.ncusd203.org/central/athletics/>
<http://www.meridix.com/MeridixID>

NOTE: Don't worry, you will not receive redundant data by adding the same event type to both your email alerts and text message alerts sections. For example, scores or last minute changes might be sent out via text message, where longer updates/newsletters will be sent via email. In fact, it's recommended to add the same event types to both email and text.